



Guide Unit Million Guide

Guide Bush


- Hardness 60 ± 2 HRC
- to be glued in place

Roller cage

- synthetic material
- one-piece

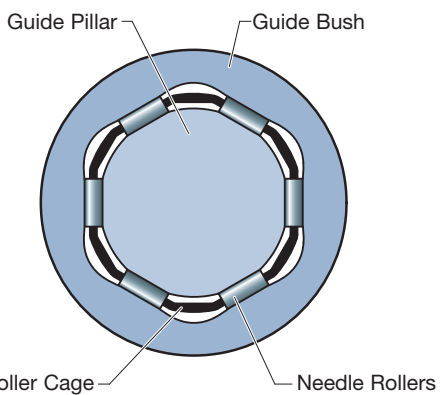
Needle rollers

- Steel, hardened
- free from backlash, due to preload $2 - 6 \mu\text{m}$
- High bearing surface, due to Needle Rollers



Demountable Guide Pillar

- Hardness 60 ± 2 HRC
- Ground and polished running surface
- paired with Guide Bush



Features:

- max. stroke speed 50 m/min
- utilization temperature up to 80°C
- high rigidity and stability
- high accuracy and durability



Pairing marks

Art.-Nr. 2.5400.00.0904.01000

2 · 18445 · 2004 · 1 ▼

09/2004

Guide Unit Million Guide



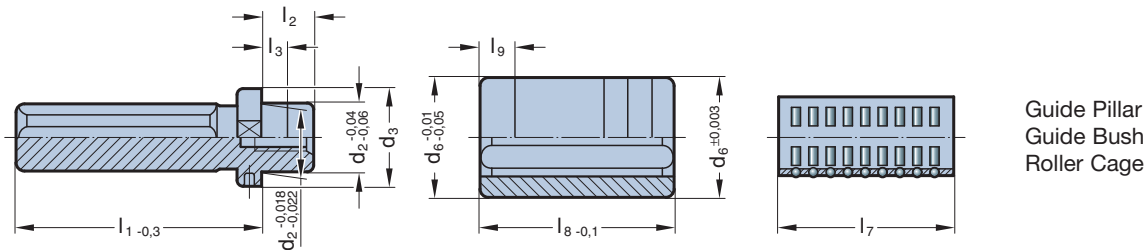
Types:

- Demountable Guide Pillar for Central Retention
- Demountable Guide Pillar with centre fixing
- Diameter range: $\varnothing 12 \dots \varnothing 80$ mm
- Guide pillar length range: 50...280 mm
- Needle roller cages length range: 30...132 mm
- Guide bush length range: 30...145 mm

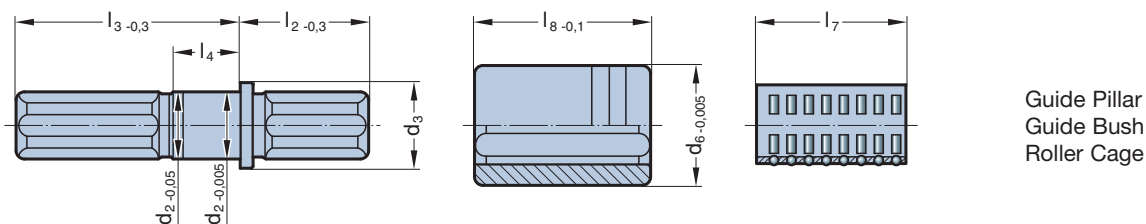
Mounting Recommendation:

- Locating hole for Guide Bush: $+0.12/+0.08$ min. $R_z 6.3$
- Locating hole for Guide Pillar: $0/-0.01$ max. $R_z 3.2$

◀ Guide unit with demountable guide pillar (on the bottom centre fixing)



d	d ₂	d ₃	d ₆	l ₁	l ₂	l ₃	l ₇	l ₈	l ₉
12	12	18	23	50...120	12	6	29,8	40	—
16	16	24	30	80...130	16	—	30	—	—
20	20	29	37	—	20	8	52	60	20
25	25	35	44	100...160	25	—	62	70	—
30	30	40	50	100...200	30	—	68	78	—
32	32	42	54	—	—	—	—	—	—
40	40	54	68	120...220	35	—	78	92	—
50	50	64	78	150...250	—	—	82	96	—
60	60	74	95	—	42	15	116	120	—
80	80	98	120	180...280	45	—	132	145	25



d	d ₂	d ₃	d ₆	l ₂	l ₃	l ₄	l ₇	l ₈
12	12,5	19	22	40...60	50... 70	12	29,8	30
16	16,5	23	28	40...80	70... 90	16	30	40
20	20,5	27	34	50...90	80...100	20	46	50
25	25,5	32	40	60...90	90...110	25	56	60
30	30,5	37	48	70...90	—	30	68	70